

DrugCheck®

Convenient, American-made Oral Fluid Drug Test

The DrugCheck® SalivaScan™ oral fluid drug test provides fast, convenient testing for up to 10 drugs of abuse, with no requirement for gender-specific collection observation. The sponge saturation indicator ensures adequate specimen and the collection swab locks into the device for a tamper-evident and airtight seal.



- **Proprietary Antigen and Antibodies for Total Production Control**
- **Detect THC Parent and Metabolite in One Strip**
- **Saturation Indicator**
- **Easy to Read Color-coded Strips**
- **Custom Configurations Available**
- **Made in the USA**

A Made in USA mark is a country of origin label that indicates the product is "all or virtually all" made in the United States. The label is regulated by the Federal Trade Commission (FTC).

Forensic Use Only

Made in the USA



CareHealth
America
a W.H.P.M. company



DrugCheck[®]

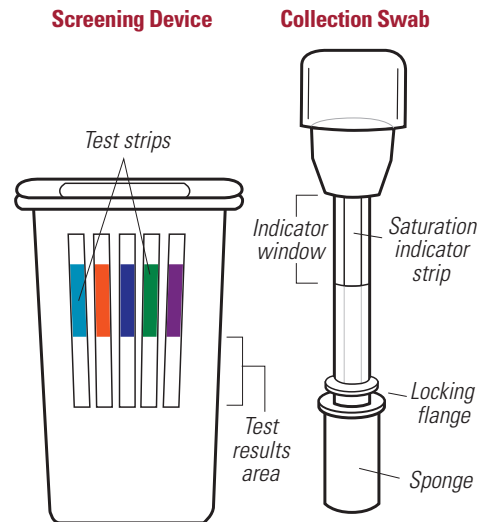

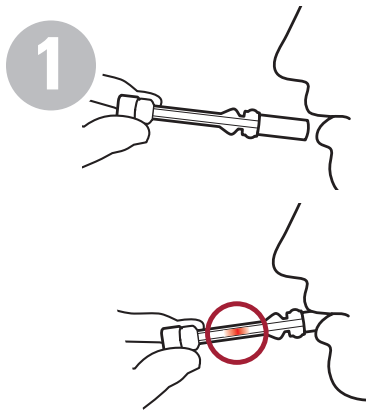
Convenient, American-made Oral Fluid Drug Test

DRUGS & CUTOFFS	AMP50 MET50	BAR50 MTD30	BUP5 OPI40	BZO10 OXY20	COC20 PCP10	COT50 PPX50	MDMA50 K2-30	EDDP20 K3-30	FYL10 6MAM25	KET50 ALC02	THC50/12
-----------------	----------------	----------------	---------------	----------------	----------------	----------------	-----------------	-----------------	-----------------	----------------	----------

- Detect up to 10 drugs in minutes
- Sponge saturation indicator
- Market-leading drug cutoffs – No buffer required

- 100% tamper-evident with sample held in airtight chamber for confirmation
- One drug per strip for superior accuracy
- Extraction ports for lab confirmation

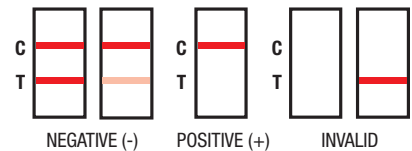
Simple Procedure



- 3** Negative results can be read as soon as two lines (both control and test) appear on any test strip (often within 2 minutes). Read presumptive positive results at 10 minutes. Do not interpret results after 20 minutes.

Using the provided collection swab, have donor sweep inside of mouth (cheek, gums, tongue) several times, then hold swab in mouth until color on the saturation indicator strip appears in the indicator window of collection swab. Donor must leave swab in mouth until instructed to remove it. If at 7 minutes, color on the saturation indicator has not appeared, proceed with the step 2. Do not bite, suck, or chew on the sponge.

Remove collection swab from mouth and insert it sponge first into the screening device, pushing until the locking flange locks in place in the bottom of the device. Note: Once the collection swab locks in place, the device is airtight, tamper evident, and ready to be disposed or sent to lab for confirmation. Ensure that specimen is contacting all test strips. Set device upright on flat surface and keep upright while test is running.



Ordering Product Custom Configurations Available

Panels	Oral Fluid Drug Test Configuration	Part #	Devices/Box
5 Panel	AMP50, COC20, MET50, OPI40, THC50/12	80502-FUO	25
6 Panel	AMP50, COC20, MET50, OPI40, PCP, THC50/12	80602-FUO	25
6 Panel	AMP50, COC20, MET50, OPI40, PCP, THC50/12 & Alcohol	80602-A-FUO	25
7 Panel	AMP50, COC20, MET50, MTD30, OPI40, OXY20, THC50/12	80706-FUO	25
9 Panel	AMP50, BAR50, BZO10, COC20, MET50, MTD30, OPI40, OXY20, THC50/12 & Alcohol	80910-A-FUO	25
9 Panel	AMP50, BAR50, BZO10, COC20, MET50, OPI40, OXY20, PCP, THC50/12 & Alcohol	80908-A-FUO	25
10 Panel	AMP50, BUP5, BZO10, COC20, MET50, MTD30, OPI40, OXY20, PCP, THC50/12	81001-FUO	25
10 Panel	AMP50, BAR50, BZO10, COC20, MET50, MTD30, OPI40, OXY20, PCP, THC50/12	81006-FUO	25

Made in the USA



CareHealth
America
a W.H.P.M. company